



3303 Scott Blvd.
Santa Clara, CA 95054

Game counselors available 8 a.m. to 5 p.m. P.S.T. (408) 727-1665

Printed in Japan



GAME BOY[®]



DMG-SJ-USA

**SNOW
BROTHERS**[™]

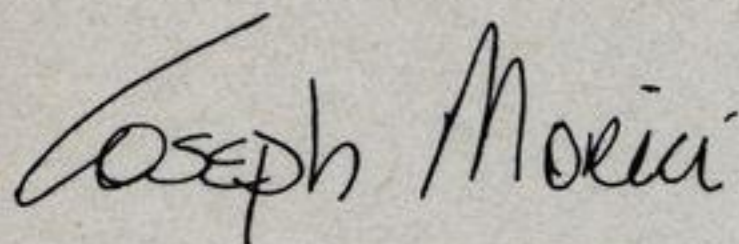
INSTRUCTION BOOKLET

A special message from CAPCOM

Thank you for selecting **Snow Brothers Jr.** for your Game Boy system. We are proud to offer you this action-packed adventure, Capcom's latest contribution to the Game Boy!

Snow Brothers Jr. offers the finest graphics and stereo sound available for the Game Boy. We hope you enjoy the excitement and challenges that await you in **Snow Brothers Jr.!**

Very truly yours,



Joe Morici
Senior Vice President
CAPCOM, U.S.A.



NINTENDO, GAME BOY
AND THE OFFICIAL SEALS
ARE TRADEMARKS OF
NINTENDO OF AMERICA INC.

THIS OFFICIAL SEAL IS YOUR
ASSURANCE THAT NINTENDO HAS
APPROVED THE QUALITY OF THIS
PRODUCT. ALWAYS LOOK FOR
THIS SEAL WHEN BUYING GAMES
AND ACCESSORIES TO ENSURE
COMPLETE COMPATIBILITY WITH
YOUR GAME BOY SYSTEM.

TABLE OF CONTENTS

Safety Precautions.....	4
Getting Started	6
S'no Time for Fun!.....	6
Controlling Snow Brothers.....	7
Freezin' Floors.....	8-9
Ice Foes.....	10-11
Chilly Treats.....	12
Hot Sauce!.....	13
The Boss Round.....	14
The Bonus Round.....	14
Snow Tips.....	15
90-Day Limited Warranty	16

SAFETY PRECAUTIONS

Follow the suggestions below to keep your Game Boy and Game Pak in top operating condition:

- 1. Always make sure the Game Boy's power is off before inserting or removing the Game Pak.**
- 2. Don't try to take your Game Pak apart.**
- 3. Keep your Game Pak safe from direct sunlight, high heat, and extreme cold. Don't bend it, crush it, or let it get wet. Store it in its protective package at room temperature when you are not using it.**
- 4. If your Game Pak gets dusty, clean it with a soft, dry cloth. Never use thinners, solvents, benzene, alcohol, or other strong cleaning agents which can damage the Game Pak.**

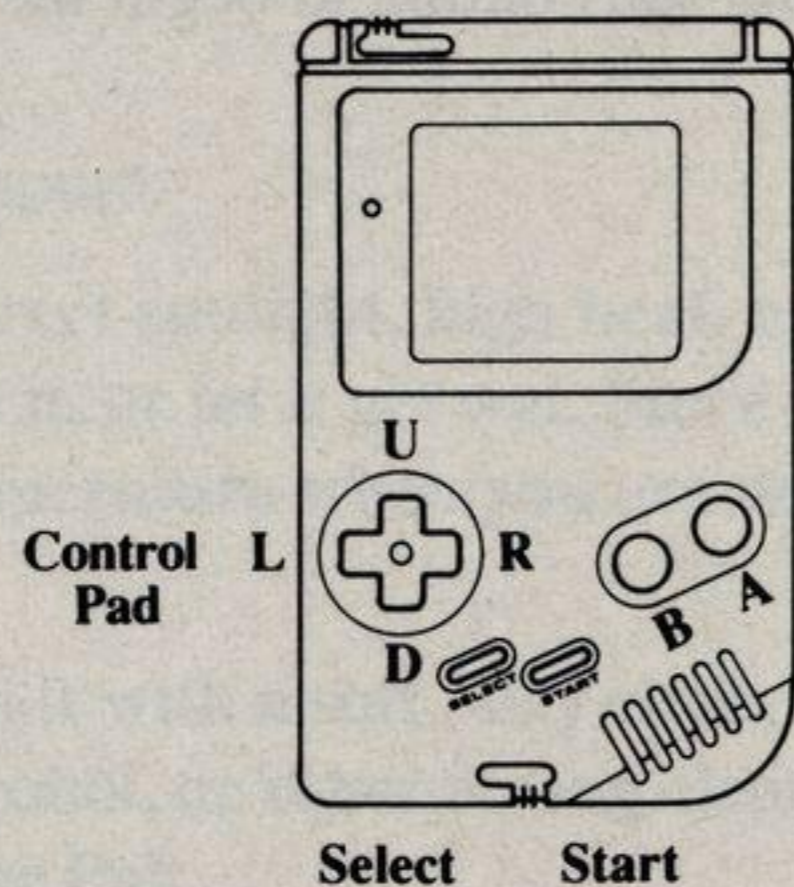
GETTING STARTED

- 1. Insert the Snow Brothers Jr. Game Pak into your Nintendo Game Boy and turn it on. In a few moments, the Title screen appears.**
- 2. Press the start button to begin the game.**

S'NO TIME FOR FUN!

One of the Snow Brothers is missing! Tom has mysteriously vanished while searching King Scorch's castle to find the Heart of the Sun. Now Nick must conquer the 50 frozen floors to rescue his brother.

Can his quick aim and speedy feet match the chilling dangers of the Ice Palace? Can he bowl over the Ice Commandos to reach the next floor? It's up to you!



CONTROLLING SNOW BROTHERS

TO DO THIS:

Run left or right.

Somersault up.

Throw Snow.

Push a snowball left or right.

Roll a snowball.

Bounce a snowball up.

Pause.

DO THIS:

Press the control pad left or right.

Press button **A**.

Press button **B**.

Move next to the snowball and press the control pad left or right.

Press button **B** while pushing the snowball.

Stand under the snowball and press button **A**.

Press the **Start** button. Press it again to resume play.

FREEZIN' FLOORS

Nick must climb from floor to floor to escape the cold. But each floor is packed with frosty creatures. As the foes crowd closer, Nick can pelt them with snow, packing each foe into a huge snowball. Then, he can r-r-rooLLLL the snowballs, and smash the cold baddies into ice-pops!

The top of the screen shows your current score, and the highest score so far in the game. It also shows the number of chances you have left.

1	P	S	W	☺	H	I						
0	1	5	6	5	0	0	1	5	7	3	1	0
└──────────┘					↑	└──────────┘						
Your Score					Chances Left	Highest Score						

FREEZIN' FLOORS cont.

You start the game with three chances. If you get caught by an ice foe, you lose 1 chance. But you'll keep coming back as long as you have chances left.

If you lose your last chance, the game ends, and the Continue screen appears. Press **Start** before the numbers count down to zero. You'll dash back to action, at the same floor where the game ended.

You can continue up to 10 times in all. After that, if you lose your last chance, the game ends for good, and the Heart of the Sun is lost forever!

ICE FOES

Lots of little men are waiting to bop you off. They're cute, but don't be fooled. They're tricky, too.

Flying Pumpkin Head will pop up to chase you around. The grim ghost Chilblain may appear, cold as a sheet of ice and just as slippery.

As you climb the floors, your foes get bigger, badder and better at catching you. Pretty soon they'll be zipping around the ski slopes or turning into whirling Ice Bats that are almost impossible to escape!

You can bury most of your enemies in mounds of snow. But if you let them sit too long, the snow will thaw and they'll be after you again!

If any of your enemies get to close, they can turn you into slush! S'no long, Sno Bro!

ICE FOES



Frogger



Fridge



Flo Frog



Icy



Pumpkin Head



Igloo



Chilly



Shiver



Cold Fish



Chilblain



Ogroid



Ice-Bat

CHILLY TREATS

Bowl over a baddie with a snowball and you may get a chilly treat that'll warm you up! Run to the treat to pick it up. (*Be quick or it will melt away!*) Picking up chilly treats earns you cool bonus points!

There are plenty of treats for you to find. Here are only some of them:



Candy



Mushroom



Lollipop



Popsicle



Money Bag



Cake



Sandwich

HOT SAUCE!

Some of the Ice Commandos will drop jars of hot sauce when you bowl them over. Grab these for special powers that last until you lose your chance.



- Gives you Speed Skates so you can run and jump faster.



- Gives you Power Shots so you can throw larger globs of snow.



- Lets you throw your snow globs farther.

A special jar of hot sauce turns you into an invincible flying giant. With this power you can float anywhere, bonking off the Ice Commandos, and they can't hurt you!

THE BOSS ROUND

Every tenth floor is a Boss Round. An enormous Abominable Snow Boss will hurl wicked little creatures at you. If you're not quick, you'll be caught! Roll huge snowballs on the Boss to freeze him into a cold blue sleep, and dash away quick!

THE BONUS ROUND

After you defeat each Boss, you will warp to King Scorch's treasure room. Roll the huge snowball left or right to send it spinning down to the bottom. When it smashes into one of the jars, you'll increase your snow power!

You can also win letters that collect at the top of the screen, above your score. If you gain enough letters to spell out "SNOW", you'll win an extra chance.

SNOW TIPS

- Hot Sauce is a cool treat. If you can grab all 3 different types, you'll be the hottest thing on ice!
- Pile up a bit of snow on foes to stop them, then climb up high and make a big snowball. Roll the snowball to bowl away all the baddies and find a pile of bonus treats.
- Sometimes you'll take a ride on a rolling snowball. Press button A to jump out.
- You flash for a few moments when you're reviving. During this time the snow foes can't hurt you.

90-DAY LIMITED WARRANTY

90-DAY LIMITED WARRANTY

CAPCOM U.S.A., Inc. ("Capcom") warrants to the original consumer that this Capcom Game Boy Pak ("PAK") shall be free from defects in material and workmanship for a period of 90 days from date of purchase. If a defect covered by this warranty occurs during this 90-day warranty period, Capcom will repair or replace the PAK, at its option, free of charge.

To receive this warranty service:

1. DO NOT return your defective Game Pak to the retailer.
2. Notify the Capcom Consumer Service Department of the problem requiring warranty service by calling (408) 727-0400. Our Consumer Service Department is in operation from 8:00 A.M. to 5:00 P.M. Pacific Time. Monday through Friday.
3. If the Capcom service technician is unable to solve the problem by phone, he will provide you with a return Authorization number. Simply record this number on the outside packaging of your defective PAK, and return your PAK freight prepaid, at your risk of damage, together with your sales slip or similar proof-of-purchase within the 90-day warranty period to:

CAPCOM U.S.A., Inc.
Consumer Service Department
3303 Scott Boulevard
Santa Clara, CA 95054

This warranty shall not apply if the Pak has been damaged by negligence, accident, unreasonable use, modification, tampering, or by other causes unrelated to the defective materials or workmanship.

REPAIRS AFTER EXPIRATION OF WARRANTY:

If the PAK develops a problem after the 90-day warranty period, you may contact the Capcom Consumer Service Department at the phone number noted previously. If the Capcom service technician is unable to solve the problem by phone, he may provide you with a Return Authorization number. You may then record this number on the outside packaging of the Defective PAK and return the defective PAK freight prepaid to Capcom, enclosing a check or money order for \$10.00 payable to CAPCOM U.S.A., Inc. Capcom will at its option, subject to the conditions above, repair the PAK or replace it with a new or repaired PAK. If replacement PAKS are not available, the defective PAK will be returned and the \$10.00 payment refunded.

WARRANTY LIMITATIONS:

ANY APPLICABLE IMPLIED WARRANTIES, INCLUDING WARRANTIES OF MERCHANTABILITY AND FITNESS FOR A PARTICULAR PURPOSE, ARE HEREBY LIMITED TO NINETY DAYS FROM THE DATE OF PURCHASE AND ARE SUBJECT TO THE CONDITIONS SET FORTH HEREIN. IN NO EVENT SHALL CAPCOM BE LIABLE FOR CONSEQUENTIAL OR INCIDENTAL DAMAGES RESULTING FROM THE BREACH OF ANY EXPRESS OR IMPLIED WARRANTIES.


The provisions of this warranty are valid in the United States only. Some states do not allow limitations on how long an implied warranty lasts or exclusions of consequential or incidental damages, so the above limitations and exclusions may not apply to you. This warranty gives you specific legal rights, and you may have other rights which vary from state to state.

MICKEY'S DANGEROUS CHASE

Join Mickey in a Dangerous Chase

Disney's most famous character stars in this exciting Game Boy adventure. Mickey and Goofy search high and low to find gifts for Mickey's girlfriend Minnie. They use all their smarts to outwit Big Bad Pete.

- Heads up! Dodge flying squirrels, bulldogs and tricky pitfalls in five action packed levels.
- Play as Mickey or Minnie.
- Disney fun and entertainment for the whole family.



© 1990 The Walt Disney Company.

CAPCOM
USA

Snowing the Enemy is a Real Ball!

When the Snow Brothers learn that the Princess has been placed in the deep freeze their temperatures start risin' and the snow balls start flyin'. Nick and Tom are in for a chilly reception as little red devils and fire-breathing dragons try to melt them down to size. They will have to be cool customers to freeze these characters in their tracks.

- Face five hideous bosses as you storm across 50 floors of red-hot action.
- Play as Nick or Tom (or both!) in this challenging adventure.



SNOW BROTHERS



Licensed by Nintendo®
for Play on the
Nintendo
ENTERTAINMENT
SYSTEM™

CAPCOM
USA

Disney's THE LITTLE MERMAID

What a Catch! The Little Mermaid Comes to Nintendo!

Ariel, the little mermaid who became human, and Eric, the prince of the land, are head over fins in love. But Ariel's friends are in deep trouble! Ursula, the evil Witch of the Sea has cast a spell on all watery creatures. If Ursula's not stopped, she'll take over the entire sea. Can Ariel defeat her in time to save the sea?



- Features characters from Disney's mega hit animated motion picture, **The Little Mermaid**.
- Superior music features the Academy Award-winning song, "Under the Sea".
- First Nintendo game designed specifically for girls.



Licensed by Nintendo®
for Play on the
Nintendo
ENTERTAINMENT
SYSTEM™

CAPCOM
USA

© The Walt Disney Company.