


Nintendo®

GAME BOY®

DMG-ABRE-USA

BRAiN DRAiN™



EVERYONE™



CONTENT RATED BY
ESRB

INSTRUCTION
BOOKLET

AKkaim

WARNING: PLEASE READ THE ENCLOSED CONSUMER INFORMATION AND PRECAUTIONS BOOKLET CAREFULLY BEFORE USING YOUR NINTENDO® HARDWARE SYSTEM OR GAME PAK.

THIS PRODUCT HAS BEEN RATED BY THE ENTERTAINMENT SOFTWARE RATING BOARD. FOR INFORMATION ABOUT THE ESRB RATING, OR TO COMMENT ABOUT THE APPROPRIATENESS OF THE RATING, PLEASE CONTACT THE ESRB AT 1-800-771-3772.



THIS OFFICIAL SEAL IS YOUR ASSURANCE THAT NINTENDO HAS APPROVED THE QUALITY OF THIS PRODUCT. ALWAYS LOOK FOR THIS SEAL WHEN BUYING GAMES AND ACCESSORIES TO ENSURE COMPLETE COMPATIBILITY. ALL NINTENDO PRODUCTS ARE LICENSED BY SALE FOR USE ONLY WITH OTHER AUTHORIZED PRODUCTS BEARING THE OFFICIAL NINTENDO SEAL OF QUALITY.



NINTENDO, GAME BOY AND THE OFFICIAL SEALS ARE REGISTERED TRADEMARKS OF NINTENDO OF AMERICA INC. © 1989 NINTENDO OF AMERICA INC.

SAFETY FIRST...

- This is a high precision game with complex electronic circuitry. It should not be stored or used in places that are very hot or cold. Never hit or drop it. Never attempt to open it or take it apart.
- Don't touch the connectors or get them wet or dirty; this will damage the game circuitry. Keep them clean by storing the Game Pak in its protective case.
- Don't clean with benzene, paint thinner, alcohol or similar solvents.
- If you play for long periods of time, take a 10 to 15 minute break every hour or so.

STARTING A GAME BOY GAME

Make sure the power of your Game Boy is off. Insert your "Brain Drain" Game Pak into your Game Boy. Turn on the power.

STARTING A SUPER GAME BOY GAME

Correctly insert the Game Boy Game Pak into the Super Game Boy. Next, insert the Super Game Boy into the Super NES and move switch on the Super NES to the ON position. For further operation information, please consult your Super Game Boy and Super NES instruction manuals

Press the **START BUTTON** to skip the introduction screen. In the menu screen, select a game mode. "Brain Drain" or "Brain Race". To change the music or the difficulty level, select "Options". To navigate in the menu, use the **CONTROL PAD** or the **SELECT BUTTON** and then press the **START BUTTON** to validate.

Difficulty Levels:

There are three difficulty levels: **Rookie (easy)**, **Student (average)** and **genius (difficulty)**.



Rookie




Student



Genius

THE AIM OF THE GAME

You have to place the elements of a scrambled puzzle according to a given model in a pre-defined time-limit.



Special Effects

In Student and Genius difficulties, at a certain level, some special effects will make the game more complicated. Each effect is indicated at the beginning of the level.

- Teaser:** A block of 4 elements suddenly turns
- Control Teaser:** The cursor suddenly moves.
- Control Block:** All movements are blocked for a few seconds.
- Inverse control:** All the controls are reversed.
- Slow Motion:** All movements are in slow motion.
- Black-Out:** The 4 elements in a block are hidden by ?
- 3 Column Black-Out:** The elements in a column are hidden by ?

- Row Black-Out:** The elements in a row are hidden by ?
- Random Black-Out:** Some elements are hidden by ?



Note: There are sometimes several effects in the same level.

THE CONTROLS

- Control Pad:** To move the cursor (block of 4 elements) in the game.
- Start Button:** Pause during the game.
- Select Button:** To enter a level code (in Brain Game).
- A Button:** To turn the elements clock-wise.
To trigger the "clock" bonus (in Brain Game).
- B Button:** To turn the elements counter clock-wise.
To trigger a "flash" bonus (in Brain Game).

BRAIN GAME

Bonuses:

-  **The clock:** It gives you 20 additional seconds. You get this bonus if you finish a level in less than 10 seconds.
-  **The Flash:** It allows you to skip a level. You win this bonus in the bonus levels.

Every time you win a bonus, it appears in the bonus bar. To trigger the

clock, press the A BUTTON for 1 second and the B BUTTON to trigger the flash.

Note: You can only keep a maximum of 3 bonuses of the same type!

Bonus Levels:

Each bonus level allows you to win either a credit or a flash bonus. You have to place the scrambled elements of a puzzle as shown in an image which appears at the beginning of the level. The flash and the credit are available one after the other. The available bonus appears on the top left-hand side of the screen. The little head corresponds to a credit and the flash...to a flash bonus.

Level Code:

While playing, some codes will be given to you. They will allow you to access directly to the corresponding level.

Note: If you enter 3 times successively the wrong code, you go back to the first menu.

BRAIN RACE

Hall of Fame:

You have to finish a series of 10 levels in Rookie, 25 in Student, and 50 in Genius in a record time in order to enter the Hall of Fame. If your time is good enough, you will enter the Hall of Fame. To enter your name, use the CONTROL 5 PAD then press the START BUTTON to validate.

ACCLAIM LIMITED WARRANTY

Acclaim Entertainment, Inc. (ACCLAIM) warrants to the original purchaser only of this ACCLAIM software product that the medium on which this computer program is recorded is free from defects in materials and workmanship for a period of ninety (90) days from the date of purchase. This ACCLAIM software program is sold "as is," without express or implied warranty of any kind, and ACCLAIM is not liable for any losses or damages of any kind resulting from use of this program. ACCLAIM agrees for a period of ninety (90) days to either repair or replace, at its option, free of charge, any ACCLAIM software product, postage paid, with proof of date of purchase, at its Factory Service Center. Replacement of the game pak, free of charge to the original purchaser (except for the cost of returning the game pak) is the full extent of our liability.

This warranty is not applicable to normal wear and tear. This warranty shall not be applicable and shall be void if the defect in the ACCLAIM software product has arisen through abuse, unreasonable use, mistreatment or neglect. THIS WARRANTY IS IN LIEU OF ALL OTHER WARRANTIES AND NO OTHER REPRESENTATIONS OR CLAIMS OF ANY NATURE SHALL BE BINDING ON OR OBLIGATE ACCLAIM. ANY IMPLIED WARRANTIES APPLICABLE TO THIS SOFTWARE PRODUCT, INCLUDING WARRANTIES OF MERCHANTABILITY AND FITNESS FOR A PARTICULAR PURPOSE, ARE LIMITED TO THE NINETY (90) DAY PERIOD DESCRIBED ABOVE. IN NO EVENT WILL ACCLAIM BE LIABLE FOR ANY SPECIAL, INCIDENTAL OR CONSEQUENTIAL DAMAGES RESULTING FROM POSSESSION, USE OR MALFUNCTION OF THIS ACCLAIM SOFTWARE PRODUCT.

Some states do not allow limitations as to how long an implied warranty lasts and/or exclusions of liability may not apply to you. This warranty gives you specific rights, and you may also have other rights which vary from state to state.

This warranty shall not be applicable to the extent that any provision of this warranty is prohibited by any federal, state or municipal law which can not be pre-empted.

REPAIRS/SERVICE AFTER EXPIRATION OF WARRANTY

If your game pak requires repair after expiration of the 90-day Limited Warranty Period, you may contact the Consumer Service Department at the number listed below. You will be advised of the estimated cost of repair and the shipping instructions.

ACCLAIM CONSUMER SERVICES HOTLINE (516) 759-7800.

Copyright 1996 - 2M Production, Developed by Visual Impact. Production by Bandai sa, ZI Epluches - 4, rue de l'industrie, 95315 Cergy-Pontoise cedex - France, phone : (33) 1 34 30 30 30 fax : (33) 1 30 37 66 24 .TUROK: Battle of the Bionosaurs © 1997 Acclaim Entertainment, Inc. TUROK: ® & © 1997, GBPC, a subsidiary of Golden Books Family Entertainment. All rights reserved. All other characters herein and the distinct likenesses thereof are trademarks of Acclaim Comics Inc. All rights reserved. Acclaim is a division of Acclaim Entertainment, Inc. TM, ® & © 1998 Acclaim Entertainment Inc. Marketed by Acclaim. Distributed by Acclaim Distribution, Inc. One Acclaim Plaza, Glen Cove, NY 11542-2777.

<http://www.acclaimnation.com>

TUROK

BATTLE OF THE BIONOSAURS



Acclaim

PRINTED IN JAPAN.

Marketed by Acclaim. Distributed by Acclaim Distribution, Inc., One Acclaim Plaza, Glen Cove, NY 11542-2777. Contact the ESRB at 1-800-771-3772 for more information on game ratings.